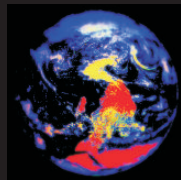
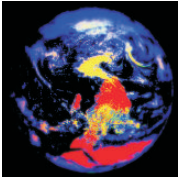


DATA SERVICE & INFORMATION GMBH
GESELLSCHAFT FÜR WIRTSCHAFTSANALYSE UND -PROGNOSE



**DSI's Global
Environmental
Database
2015**



DSI's Global Environmental Database 2015

DSI's Global Environmental Database edition 2015 has been updated and presents 1200+ up-to-date statistical time series indicators across up to 280 countries and regions worldwide.

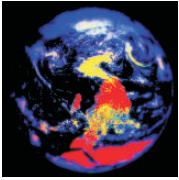
DSI's Global Environmental Database brings together hard to find statistics on the environmental issues affecting our climate, our resources, our social communities:

- detailed data on energy consumption and emissions from fuel combustion,
- water resources, land use, agriculture, farming, forestry and fishery,
- human resources (population, education, skills),
- social conditions (health, sanitation, poverty, natural disasters),
- economic core indicators (GDP, production, trade, exchange rates).

DSI's Global Environmental Database is an indispensable source to

- identify trends across different countries,
- compare one country's environmental situation and policies with another,
- find out which countries are making efforts to protect their environment.

CD-ROM archive available: DSI's Global Environmental Database (GED) on CD-ROM comes along with a powerful retrieval engine and includes online access to the corresponding GED internet services without surcharge.



DSI's Global Environmental Database 2015

Harmonised Data

Updated on a regular basis, DSI's Global Environmental Database covers the years from 1980 onwards (if available). Most time series have been harmonised and forecasted by DSI up to 2015 wherever applicable, and finally merged into a single database for easy access and more comfortable research.

Sources

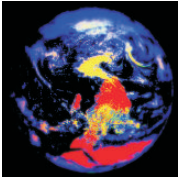
The primary statistics have been researched from official information sources worldwide, especially international organisations, e.g.:

the World Health Organisation, the United Nations and its specialised agencies, Eurostat and the European Environment Agency, the Energy Information Administration, International Monetary Fund, Centre for Research on the Epidemiology of Disasters, Intergovernmental Panel on Climate Change, International Union for the Conservation of Nature and Natural Resources, or the World Database on Protected Areas - WDPA Consortium.

Data Access

IP controlled internet access (or variable access by user id/ password) allows data retrieval by keyword search, tree-view or via hierarchical breakdown supported by some powerful online tools for ad hoc analysis:

- calculations
- statistical operations (mean, standard deviation, moving average, growth rate, lag)
- forecasts
- reports
- graphics/ tables
- data downloading for external analysis, e.g.
 - to identify trends between countries and regions or
 - to create individual environmental performance indices and rankings



DSI's Global Environmental Database 2015

Data Coverage

DSI's Global Environmental Database allows to enhance a broad national, regional and global environmental analysis.

I. Elementary Resources

- atmosphere: air quality, climate
- water: quality/ pollution, reserves
- terrestrial/ soil: land use, fertilization, salinization

II. Natural Resources

- food
- agriculture
- farming
- fishery
- forestry
- biodiversity

III. Mineral Resources

- coal
- oil
- natural gas
- uranium

IV. Energy Consumption

- total
- by sector
 - coal
 - natural gas
 - oil
 - charcoal
 - biomass, wood, waste

V. Human Resources

- population
- education
- skills

VI. Social Conditions

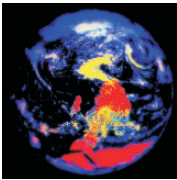
- health
- sanitation
- poverty
- disasters (natural)

VII. Waste

- hazardous
- ex-/ import

VIII. Economic Core Indicators

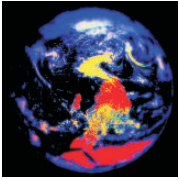
- GDP
- production
- trade
- exchange rates



DSI's Global Environmental Database 2015

Country Coverage

Afghanistan, Albania, Algeria, American Samoa, Andorra, Angola, Anguilla, Antarctic, Antigua and Barbuda, Argentina, Armenia, Aruba, Australia, Austria, Azerbaijan, Bahamas, Bahrain, Baker Island, Bangladesh, Barbados, Belarus, Belgium, Belize, Benin, Bermuda, Bhutan, Bolivia, Bosnia and Herzegovina, Botswana, Bouvet Island, Brazil, British Indian Ocean Territory, British Virgin Islands, Brunei Darussalam, Bulgaria, Burkina Faso, Burundi, Cambodia, Cameroon, Canada, Cape Verde, Cayman Islands, Central African Republic, Chad, Chile, China, Christmas Island, Cocos (Keeling) Islands, Colombia, Comoros, Congo, Cook Islands, Costa Rica, Cote d'Ivoire, Croatia, Cuba, Cyprus, Czech Republic, Democratic People's Republic of Korea, Democratic Republic of the Congo, Denmark, Djibouti, Dominica, Dominican Republic, Ecuador, Egypt, El Salvador, Equatorial Guinea, Eritrea, Estonia, Ethiopia, Falkland Islands (Malvinas), Faroe Islands, Fiji, Finland, France, French Guiana, French Polynesia, French Southern and Antarctic Territories, Gabon, Gambia, Georgia, Germany, Ghana, Gibraltar, Glorioso Islands, Greece, Greenland, Grenada, Guadeloupe, Guam, Guatemala, Guernsey, Guinea, Guinea-Bissau, Guyana, Haiti, Heard Island & McDonald Islands, Holy See, Honduras, Howland Island, Hungary, Iceland, India, Indonesia, Iran (Islamic Republic of), Iraq, Ireland, Isle of Man, Israel, Italy, Jamaica, Japan, Jarvis Island, Jersey, Johnston Atoll, Jordan, Juan De Nova Island, Kazakhstan, Kenya, Kiribati, Kosovo, Kuwait, Kyrgyzstan, Lao People's Democratic Republic, Latvia, Lebanon, Lesotho, Liberia, Libyan Arab Jamahiriya, Liechtenstein, Lithuania, Luxembourg, Macau, China, Madagascar, Malawi, Malaysia, Maldives, Mali, Malta, Marshall Islands, Martinique, Mauritania, Mauritius, Mayotte, Mexico, Micronesia (Federated States of), Midway Islands, Moldova, Republic of, Monaco, Mongolia, Montenegro, Montserrat, Morocco, Mozambique, Myanmar, Namibia, Nauru, Nepal, Netherlands, Netherlands Antilles, New Caledonia, New Zealand, Nicaragua, Niger, Nigeria, Niue, Norfolk Island, Northern Mariana Islands, Norway, Occupied Palestinian Territory, Oman, Pakistan, Palau, Panama, Papua New Guinea, Paracel Islands, Paraguay, Peru, Philippines, Pitcairn Island, Poland, Portugal, Puerto Rico, Qatar, Republic of Korea, Reunion, Romania, Russian Federation, Rwanda, Saint Helena, Saint Kitts and Nevis, Saint Lucia, Saint Pierre and Miquelon, Saint Vincent and the Grenadines, Samoa, San Marino, Sao Tome and Principe, Saudi Arabia, Senegal, Serbia, Seychelles, Sierra Leone, Singapore, Slovakia, Slovenia, Solomon Islands, Somalia, South Africa, South Georgia and the South Sandwich Islands, Spain, Spratly Islands, Sri Lanka, Sudan, Suriname, Svalbard and Jan Mayen Islands, Swaziland, Sweden, Switzerland, Syrian Arab Republic, Taiwan, Tajikistan, Thailand, The former Yugoslav Republic of Macedonia, Togo, Tokelau, Tonga, Trinidad and Tobago, Tunisia, Turkey, Turkmenistan, Turks and Caicos Islands, Tuvalu, Uganda, Ukraine, United Arab Emirates, United Kingdom of Great Britain and Northern Ireland, United Republic of Tanzania, United States of America, United States Virgin Islands, Uruguay, Uzbekistan, Vanuatu, Venezuela, Viet Nam, Wake Island, Wallis and Futuna, Western Sahara, Yemen, Serbia, Zambia, Zimbabwe.



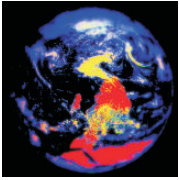
DSI's Global Environmental Database 2015

Regions Coverage

World

Africa, Asia + Pacific, Europe, Latin America + Caribbean, North America, Polar, West Asia.

Central Africa, Eastern Africa, Northern Africa, Southern Africa, Western Africa, Western Indian Ocean, Australia + New Zealand, Central Asia, NW Pacific + East Asia, South Asia, South East Asia, South Pacific, Central Europe, Eastern Europe, Western Europe, Caribbean, Meso America, South America, North America, Antarctic, Arctic, Arabian Peninsula, Mashriq.



DSI's Global Environmental Database 2015

List of indicators

I. Elementary Resources

- atmosphere

climate: average temperature

climate: average CO₂ concentration ("Keeling Curve")

quality: emissions of ozone-depleting substances

quality: PM 10

quality: emissions from fuel combustion

(->Methodologies for calculation of energy consumption by sector)

coal

carbon dioxide, CO₂

methan, CH₄

nitrous oxide, N₂O

nitrogen oxide, NO_x

carbon monoxide, CO

non-methane volatile organic compounds, NMVOC

sulphur dioxide, SO₂

natural gas

carbon dioxide, CO₂

methan, CH₄

nitrous oxide, N₂O

nitrogen oxide, NO_x

carbon monoxide, CO

non-methane volatile organic compounds, NMVOC

sulphur dioxide, SO₂

oil

carbon dioxide, CO₂

methan, CH₄

nitrous oxide, N₂O

nitrogen oxide, NO_x

carbon monoxide, CO

non-methane volatile organic compounds, NMVOC

sulphur dioxide, SO₂

charcoal

carbon dioxide, CO₂

methan, CH₄

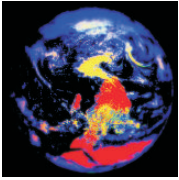
nitrous oxide, N₂O

nitrogen oxide, NO_x

carbon monoxide, CO

non-methane volatile organic compounds, NMVOC

sulphur dioxide, SO₂



DSI's Global Environmental Database 2015

biomass/ wood/ waste
carbon dioxide, CO₂
methan, CH₄
nitrous oxide, N₂O
nitrogen oxide, NO_x
carbon monoxide, CO
non-methane volatile organic compounds, NMVOC
sulphur dioxide, SO₂

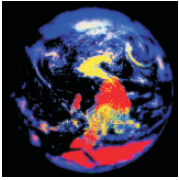
quality: emissions from fossil fuel combustion by sectors

total emissions from energy sector
carbon dioxide, CO₂
methan, CH₄
nitrous oxide, N₂O
nitrogen oxide, NO_x
carbon monoxide, CO
non-methane volatile organic compounds, NMVOC
sulphur dioxide, SO₂

total emissions from manufacturing sector
carbon dioxide, CO₂
methan, CH₄
nitrous oxide, N₂O
nitrogen oxide, NO_x
carbon monoxide, CO
non-methane volatile organic compounds, NMVOC
sulphur dioxide, SO₂

total emissions from transport sector
carbon dioxide, CO₂
methan, CH₄
nitrous oxide, N₂O
nitrogen oxide, NO_x
carbon monoxide, CO
non-methane volatile organic compounds, NMVOC
sulphur dioxide, SO₂

total emissions from other sectors
carbon dioxide, CO₂
methan, CH₄
nitrous oxide, N₂O
nitrogen oxide, NO_x
carbon monoxide, CO
non-methane volatile organic compounds, NMVOC
sulphur dioxide, SO₂



DSI's Global Environmental Database 2015

total emissions from fuel

carbon dioxide, CO₂

methan, CH₄

nitrous oxide, N₂O

nitrogen oxide, NO_x

carbon monoxide, CO

non-methane volatile organic compounds, NMVOC

sulphur dioxide, SO₂

quality: emissions from total fuel combustion by sectors

total emissions from energy sector

carbon dioxide, CO₂

methan, CH₄

nitrous oxide, N₂O

nitrogen oxide, NO_x

carbon monoxide, CO

non-methane volatile organic compounds, NMVOC

sulphur dioxide, SO₂

total emissions from manufacturing sector

carbon dioxide, CO₂

methan, CH₄

nitrous oxide, N₂O

nitrogen oxide, NO_x

carbon monoxide, CO

non-methane volatile organic compounds, NMVOC

sulphur dioxide, SO₂

total emissions from transport sector

carbon dioxide, CO₂

methan, CH₄

nitrous oxide, N₂O

nitrogen oxide, NO_x

carbon monoxide, CO

non-methane volatile organic compounds, NMVOC

sulphur dioxide, SO₂

total emissions from other sectors

carbon dioxide, CO₂

methan, CH₄

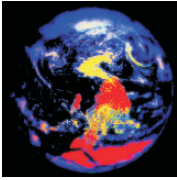
nitrous oxide, N₂O

nitrogen oxide, NO_x

carbon monoxide, CO

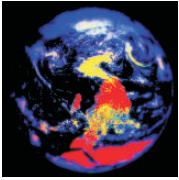
non-methane volatile organic compounds, NMVOC

sulphur dioxide, SO₂



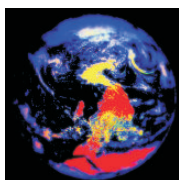
DSI's Global Environmental Database 2015

- total emissions from fuel
 - carbon dioxide, CO₂
 - methan, CH₄
 - nitrous oxide, N₂O
 - nitrogen oxide, NO_x
 - carbon monoxide, CO
 - non-methane volatile organic compounds, NMVOC
 - sulphur dioxide, SO₂
- water
 - fresh water
 - resource
 - precipitation
 - exploitable
 - fossil
 - abstraction of fossil groundwater
 - expected time that fossil groundwater will last
 - harvesting
 - renewable
 - water resources: total renewable per capita (actual)
 - groundwater
 - surface water
 - freshwater
 - total internal renewable
 - total internal per capita
 - total external renewable (actual)
 - total renewable (actual)
 - withdrawal
 - by sector
 - agricultural water
 - domestic water
 - industrial water
 - total water (summed by sector)
 - agricultural water withdrawal as part of total
 - domestic water withdrawal as part of total
 - industrial water withdrawal as part of total
 - surface water
 - groundwater
 - freshwater
 - water stress
 - irrigation/ drainage
 - drained area
 - total
 - area equipped for irrigation
 - non-irrigated area



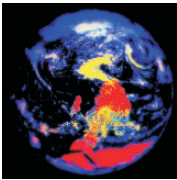
DSI's Global Environmental Database 2015

- area equipped for irrigation
 - total
 - actual irrigated
 - irrigation potential
 - full control - surface
 - full control - sprinkler
 - full control - localized
 - full control - total
 - lowlands
 - power irrigated area
 - power irrigated area as percentage
 - spate irrigation
 - part of area actually irrigated
 - percentage of water managed area
 - percentage of irrigation potential
 - percentage of cultivated land
 - by groundwater
 - by surface water
 - by other sources
 - flood recession cropping area
 - cultivated wetlands and inland valley bottoms
 - agricultural water managed area
 - grain production irrigated
- desalinated
- waste water
 - produced
 - organic pollution
 - total industry
 - chemical industry
 - clay and glass industry
 - food industry
 - metal industry
 - paper & pulp industry
 - textile industry
 - wood industry
 - other industry
 - treated



DSI's Global Environmental Database 2015

amides
anticoagulants
benzimidazoles
benzimidazoles-seedTrF
bipiridils
botanic prod&biologSdTrF
botanic. produc & biologic.
carbamates herbicides
carbamates insecticides
carbamates-insect-SdTr
chlorinated hydrocarbons
cyanide generators
diazines, morpholines
dinitroanilines
disinfectants
disinfectants + (total)
dithiocarbamates
dithiocarbamates-seedTrF
fungicides & bactericides + (total)
herbicides + (total)
hypercalcaemics
inorganics
insecticides + (total)
mineral oils
mineral oils + (total)
narcotics
organo-phospates-SdTr In
organo-phosphates
other fungicides
other herbicides
other insecticides
other pesticides nes
other pesticides nes + (total)
other rodenticides
others-seedtreat ins
others-seedtreatfung
phenoxy hormone products
plant growth regulators
plant growth regulators + (total)
pyrethroids
pyrethroids-seedTr Ins
rodenticides + (total)
seed treatm fungicides + (total)



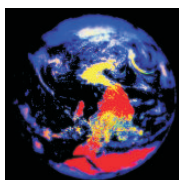
DSI's Global Environmental Database 2015

- terrestrial/ soil land use

- total area
- parks and protected areas - terrestrial and marine
- agricultural area
- agricultural area certified organic
- agricultural area in conversion to organic
- agricultural area irrigated
- agricultural area organic, total
- arable land
- arable land and permanent crops
- arable land area certified organic
- arable land area in conversion to organic
- arable land organic, total
- country area
- fallow land
- forest area
- inland water
- land area
- other land
- perm. meadows & pastures - cultivated
- perm. meadows & pastures - nat. grown
- permanent crops
- permanent crops area certified organic
- permanent crops area in conversion to organic
- permanent crops organic, total
- permanent meadows and pastures
- permanent meadows and pastures area certified organic
- permanent meadows and pastures area in conversion to organic
- permanent meadows and pastures organic, total
- temporary crops
- temporary meadows and pastures
- total area equipped for irrigation

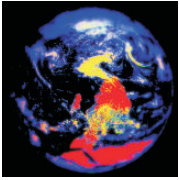
fertilization

- total - consumption
- total - production
- ammonia, anhydrous - consumption
- ammonia, anhydrous - production
- ammonium nitrate - consumption
- ammonium nitrate - production
- ammonium sulphate - consumption
- ammonium sulphate - production
- calcium ammonium nitrate - consumption



DSI's Global Environmental Database 2015

calcium ammonium nitrate - production
diammonium phosphate - consumption
diammonium phosphate - production
monoammonium phosphate - consumption
monoammonium phosphate - production
nitrogen fertilizers - consumption
nitrogen fertilizers - production
NPK blends - consumption
NPK complex - consumption
NPK complex - production
NPK complex <=10kg - consumption
NPK complex <=10kg - production
NPK complex >10kg - consumption
NPK complex >10kg - production
other nitrogen & phosphates compounds - consumption
other nitrogen & phosphates compounds - production
other nitrogen & phosphorus compounds - consumption
other nitrogen & phosphorus compounds - production
other NP compounds - consumption
other NP compounds - production
phosphate fertilizers - consumption
phosphate fertilizers - production
phosphate rock - consumption
phosphate rock - production
PK compounds - consumption
PK compounds - production
potash fertilizers - consumption
potash fertilizers - production
potassium chloride (muriate of potash);consumption
potassium chloride (muriate of potash);production
potassium nitrate - consumption
potassium nitrate - production
potassium sulphate - consumption
potassium sulphate - production
superphosphate - consumption
superphosphate - production
superphosphate above 35%;consumption
superphosphate above 35%;production
superphosphate other - consumption
superphosphate other - production
urea - consumption
urea - production
urea and ammonium nitrate solutions - consumption
urea and ammonium nitrate solutions - production
pesticides

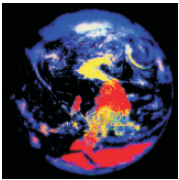


DSI's Global Environmental Database 2015

- seed treatm insecticides + (total)
- sulfonyl ureas
- triazines
- triazoles diazoles-SdTrF
- triazoles, diazoles
- uracil
- urea derivates
- salinisation

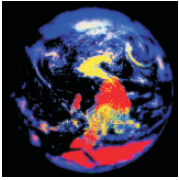
II. Natural Resources

- food production
- food supply
 - animal fats
 - animal products
 - aquatic animals, others
 - aquatic plants
 - aquatic products, other
 - bovine meat
 - butter, ghee
 - cephalopods
 - cheese
 - crustaceans
 - demersal fish
 - eggs
 - fats, animals, raw
 - fish, body oil
 - fish, liver oil
 - fish, seafood
 - freshwater fish
 - grand total
 - honey
 - marine fish, other
 - meat
 - meat meal
 - meat, aquatic mammals
 - meat, other
 - milk - excluding butter
 - milk, whole
 - molluscs, other
 - mutton & goat meat
 - offals



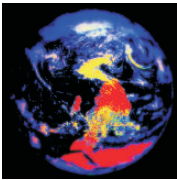
DSI's Global Environmental Database 2015

- offals, edible
- pelagic fish
- pigmeat
- poultry meat
- whey
- agriculture
 - production indices
 - gross per capita production index number
 - meat indigenous, total
 - milk, total
 - oilcrops primary
 - roots and tubers, total
 - sugar, raw
 - vegetables and fruit primary
 - agriculture
 - cereals, total
 - crops
 - food
 - livestock
 - non food
 - gross production index number
 - meat indigenous, total
 - milk, total
 - oilcrops primary
 - roots and tubers, total
 - sugar, raw
 - vegetables and fruit primary
 - agriculture
 - cereals, total
 - crops
 - food
 - livestock
 - non food
- net per capita production index number
 - meat indigenous, total
 - milk, total
 - oilcrops primary
 - roots and tubers, total
 - sugar, raw
 - vegetables and fruit primary
- agriculture



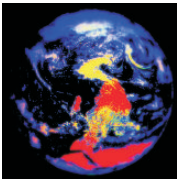
DSI's Global Environmental Database 2015

- cereals, total
- crops
- food
- livestock
- non food
- net production index number
 - meat indigenous, total
 - milk, total
 - oilcrops primary
 - roots and tubers, total
 - sugar, raw
 - vegetables and fruit primary
- agriculture
 - cereals, total
 - crops
 - food
 - livestock
 - non food
- production
 - oil crops production in oil equivalent
 - agave fibres nes - land use
 - agave fibres nes - yield
 - agave fibres nes - production
 - almonds, with shell - land use
 - almonds, with shell - yield
 - almonds, with shell - production
 - anise, badian, fennel, corian. - land use
 - anise, badian, fennel, corian. - yield
 - anise, badian, fennel, corian. - production
 - apples - land use
 - apples - yield
 - apples - production
 - apricots - land use
 - apricots - yield
 - apricots - production
 - arecanuts - land use
 - arecanuts - yield
 - arecanuts - production
 - artichokes - land use



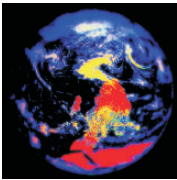
DSI's Global Environmental Database 2015

artichokes - yield
artichokes - production
asparagus - land use
asparagus - yield
asparagus - production
avocados - land use
avocados - yield
avocados - production
bambara beans - seed
bambara beans - land use
bambara beans - yield
bambara beans - production
bananas - land use
bananas - yield
bananas - production
barley - seed
barley - land use
barley - yield
barley - production
beans, dry - seed
beans, dry - land use
beans, dry - yield
beans, dry - production
beans, green - land use
beans, green - yield
beans, green - production
berries nes - land use
berries nes - yield
berries nes - production
blueberries - land use
blueberries - yield
blueberries - production
brazil nuts, with shell - production
brazil nuts, with shell - land use
brazil nuts, with shell - yield
broad beans, horse beans, dry - land use
broad beans, horse beans, dry - yield
broad beans, horse beans, dry - production
broad beans, horse beans, dry - seed



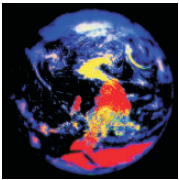
DSI's Global Environmental Database 2015

buckwheat - land use
buckwheat - yield
buckwheat - production
buckwheat - seed
cabbages and other brassicas - land use
cabbages and other brassicas - yield
cabbages and other brassicas - production
cabbages and other brassicas - seed
canary seed - seed
canary seed - land use
canary seed - yield
canary seed - production
carobs - land use
carobs - yield
carobs - production
carrots and turnips - land use
carrots and turnips - yield
carrots and turnips - production
carrots and turnips - seed
cashew nuts, with shell - land use
cashew nuts, with shell - yield
cashew nuts, with shell - production
cashewapple - land use
cashewapple - yield
cashewapple - production
cassava - land use
cassava - yield
cassava - production
cassava - seed
cassava leaves - land use
cassava leaves - yield
cassava leaves - production
castor oil seed - seed
castor oil seed - land use
castor oil seed - yield
castor oil seed - production
cauliflowers and broccoli - land use
cauliflowers and broccoli - yield
cauliflowers and broccoli - production



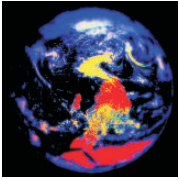
DSI's Global Environmental Database 2015

cauliflowers and broccoli - yield
cereals (rice milled) - seed
cereals (rice milled) - land use
cereals (rice milled) - yield
cereals (rice milled) - production
cereals, not identified separately - seed
cereals, not identified separately - land use
cereals, not identified separately - yield
cereals, not identified separately - production
cereals, total - seed
cereals, total - land use
cereals, total - yield
cereals, total - production
cherries - land use
cherries - production
chestnuts - land use
chestnuts - yield
chestnuts - production
chick peas - seed
chick peas - land use
chick peas - yield
chick peas - production
chicory roots - land use
chicory roots - yield
chicory roots - production
chillies and peppers, dry - land use
chillies and peppers, dry - yield
chillies and peppers, dry - production
chillies and peppers, green - land use
chillies and peppers, green - yield
chillies and peppers, green - production
cinnamon (canella) - production
cinnamon (canella) - land use
cinnamon (canella) - yield
citrus fruit, not identified separately - land use
citrus fruit, not identified separately - production
citrus fruit, total - land use
citrus fruit, total - yield
citrus fruit, total - production



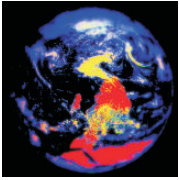
DSI's Global Environmental Database 2015

cloves - land use
cloves - yield
cloves - production
coarse grain, total - seed
coarse grain, total - land use
coarse grain, total - yield
coarse grain, total - production
cocoa beans - land use
cocoa beans - yield
cocoa beans - production
coconuts - land use
coconuts - yield
coconuts - production
coconuts - seed
coffee, green - land use
coffee, green - yield
coffee, green - production
coir - production
cotton lint - production
cottonseed - seed
cottonseed - production
cow peas, dry - seed
cow peas, dry - land use
cow peas, dry - yield
cow peas, dry - production
cranberries - land use
cranberries - yield
cranberries - production
cucumbers and gherkins - land use
cucumbers and gherkins - yield
cucumbers and gherkins - production
currants - land use
currants - yield
currants - production
dates - land use
dates - yield
dates - production
eggplants (aubergines) - land use
eggplants (aubergines) - yield



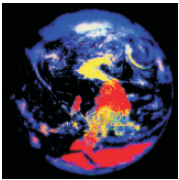
DSI's Global Environmental Database 2015

eggplants (aubergines) - production
fibre crops nes - land use
fibre crops nes - yield
fibre crops nes - production
fibre crops primary - land use
fibre crops primary - yield
fibre crops primary - production
fibre crops primary - seed
figs - land use
figs - yield
figs - production
flax fibre and tow - land use
flax fibre and tow - yield
flax fibre and tow - production
fonio - seed
fonio - land use
fonio - yield
fonio - production
fruit excl. melons, total - land use
fruit excl. melons, total - yield
fruit excl. melons, total - production
fruit fresh nes - land use
fruit fresh nes - yield
fruit fresh nes - production
fruit, tropical fresh nes - production
fruit, tropical fresh nes - land use
fruit, tropical fresh nes - yield
garlic - land use
garlic - yield
garlic - production
garlic - seed
ginger - land use
ginger - yield
ginger - production
gooseberries - land use
gooseberries - yield
gooseberries - production
grapefruit (inc. pomelos) - land use
grapefruit (inc. pomelos) - yield



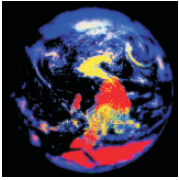
DSI's Global Environmental Database 2015

grapefruit (inc. pomelos) - production
grapes - land use
grapes - yield
grapes - production
groundnuts, with shell - land use
groundnuts, with shell - yield
groundnuts, with shell - production
groundnuts, with shell - seed
ums natural - production
hazelnuts, with shell - land use
hazelnuts, with shell - yield
hazelnuts, with shell - production
hemp tow waste - land use
hemp tow waste - yield
hemp tow waste - production
hempseed - seed
hempseed - land use
hempseed - yield
hempseed - production
hops - land use
hops - yield
hops - production
jojoba seeds - land use
jojoba seeds - yield
jojoba seeds - production
jute - land use
jute - yield
jute - production
jute & jute-like fibres - land use
jute & jute-like fibres - yield
jute & jute-like fibres - production
kapok fibre - production
kapok fibre - land use
kapok fibre - yield
kapok fibre - production
kapokseed in shell - production
karite nuts (sheanuts) - land use
karite nuts (sheanuts) - yield
karite nuts (sheanuts) - production



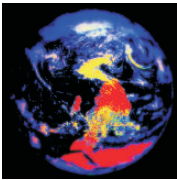
DSI's Global Environmental Database 2015

kiwi fruit - land use
kiwi fruit - yield
kiwi fruit - production
kolanuts - land use
kolanuts - yield
kolanuts - production
leeks, other alliaceous veg - land use
leeks, other alliaceous veg - yield
leeks, other alliaceous veg - production
leguminous vegetables, not identified separately - land use
leguminous vegetables, not identified separately - yield
leguminous vegetables, not identified separately - production
lemons and limes - land use
lemons and limes - yield
lemons and limes - production
lentils - seed
lentils - land use
lentils - yield
lentils - production
lettuce and chicory - land use
lettuce and chicory - yield
lettuce and chicory - production
linseed - seed
linseed - land use
linseed - yield
linseed - production
lupins - land use
lupins - yield
lupins - production
lupins - seed
maize - seed
maize - land use
maize - yield
maize - production
maize, green - land use
maize, green - yield
maize, green - production
maize, green - seed
mangoes, mangosteens, guavas - land use



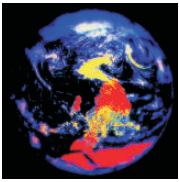
DSI's Global Environmental Database 2015

mangoes, mangosteens, guavas - yield
mangoes, mangosteens, guavas - production
manila fibre (abaca) - land use
manila fibre (abaca) - yield
manila fibre (abaca) - production
maté - land use
maté - yield
maté - production
melonseed - production
melonseed - seed
melonseed - land use
melonseed - yield
millet - seed
millet - land use
millet - yield
millet - production
mixed grain - seed
mixed grain - land use
mixed grain - yield
mixed grain - production
mushrooms and truffles - production
mushrooms and truffles - land use
mushrooms and truffles - yield
mustard seed - land use
mustard seed - yield
mustard seed - production
mustard seed - seed
natural rubber - land use
natural rubber - yield
natural rubber - production
nutmeg, mace and cardamoms - land use
nutmeg, mace and cardamoms - yield
nutmeg, mace and cardamoms - production
nuts, not identified separately - land use
nuts, not identified separately - yield
nuts, not identified separately - production
nuts, not identified separately - seed
oats - seed
ats - land use



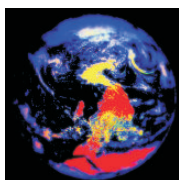
DSI's Global Environmental Database 2015

oats - yield
oats - production
oil palm fruit - land use
oil palm fruit - yield
oil palm fruit - production
oilcakes equivalent - seed
oilcakes equivalent - land use
oilcakes equivalent - yield
oilcakes equivalent - production
oilcrops primary - seed
oilcrops primary - land use
oilcrops primary - yield
oilcrops primary - production
oilseeds, not identified separately - production
oilseeds, not identified separately - land use
oilseeds, not identified separately - yield
oilseeds, not identified separately - seed
okra - land use
okra - yield
okra - production
okra - seed
lives - land use
lives - yield
olives - production
onions (incl. shallots), green - land use
onions (incl. shallots), green - yield
onions (incl. shallots), green - production
onions (incl. shallots), green - seed
onions, dry - land use
onions, dry - yield
onions, dry - production
onions, dry - seed
oranges - land use
oranges - yield
oranges - production
other bastfibres - land use
other bastfibres - yield
other bastfibres - production
other melons (incl. cantaloupes) - land use



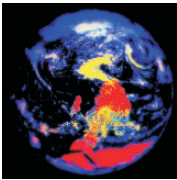
DSI's Global Environmental Database 2015

other melons (incl. cantaloupes) - yield
other melons (incl. cantaloupes) - production
palm kernels - production
palm oil - production
papayas - land use
papayas - yield
papayas - production
peaches and nectarines - land use
peaches and nectarines - yield
peaches and nectarines - production
pears - land use
pears - yield
pears - production
peas, dry - seed
peas, dry - land use
peas, dry - yield
peas, dry - production
peas, green - land use
peas, green - yield
peas, green - production
pepper (piper spp.) - land use
pepper (piper spp.) - yield
pepper (piper spp.) - production
peppermint - production
peppermint - land use
peppermint - yield
persimmons - land use
persimmons - yield
persimmons - production
pigeon peas - seed
pigeon peas - land use
pigeon peas - yield
pigeon peas - production
pineapples - land use
pineapples - yield
pineapples - production
pistachios - land use
pistachios - yield
pistachios - production



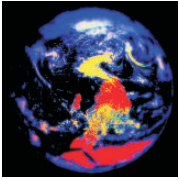
DSI's Global Environmental Database 2015

plantains - land use
plantains - yield
plantains - production
plums and sloes - land use
plums and sloes - yield
plums and sloes - production
pome fruit, not identified separately - land use
pome fruit, not identified separately - yield
pome fruit, not identified separately - production
popcorn - land use
popcorn - yield
popcorn - production
poppy seed - seed
poppy seed - land use
poppy seed - yield
poppy seed - production
potatoes - seed
potatoes - land use
potatoes - yield
potatoes - production
pulses, not identified separately - seed
pulses, not identified separately - land use
pulses, not identified separately - yield
pulses, not identified separately - production
pulses, total - seed
pulses, total - land use
pulses, total - yield
pulses, total - production
pumpkins, squash and gourds - land use
pumpkins, squash and gourds - yield
pumpkins, squash and gourds - production
pyrethrum, dried - production
pyrethrum, dried - land use
pyrethrum, dried - yield
quinces - land use
quinces - yield
quinces - production
quinoa - seed
quinoa - land use



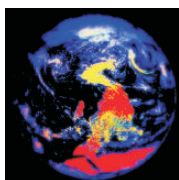
DSI's Global Environmental Database 2015

quinoa - yield
quinoa - production
amie - land use
ramie - yield
ramie - production
rapeseed - land use
rapeseed - yield
rapeseed - production
rapeseed - seed
raspberries - land use
raspberries - yield
raspberries - production
rice, paddy - seed
rice, paddy - land use
rice, paddy - yield
rice, paddy - production
roots and tubers, not identified separately - land use
roots and tubers, not identified separately - yield
roots and tubers, not identified separately - production
roots and tubers, not identified separately - seed
roots and tubers, total - seed
roots and tubers, total - land use
roots and tubers, total - yield
roots and tubers, total - production
rye - seed
rye - land use
rye - yield
rye - production
safflower seed - seed
safflower seed - land use
safflower seed - yield
safflower seed - production
sangerines, mandarins, clem. - land use
sangerines, mandarins, clem. - yield
sangerines, mandarins, clem. - production
seed cotton - land use
seed cotton - yield
seed cotton - production
seed cotton - seed



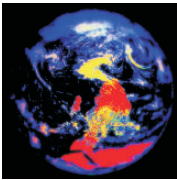
DSI's Global Environmental Database 2015

sesame seed - seed
sesame seed - land use
sesame seed - yield
sesame seed - production
sisal - land use
sisal - yield
sisal - production
sorghum - seed
sorghum - land use
sorghum - yield
orghum - production
sour cherries - land use
sour cherries - yield
sour cherries - production
soybeans - seed
soybeans - yield
oybeans - production
spices, not identified separately - land use
spices, not identified separately - yield
spices, not identified separately - production
spinach - land use
spinach - yield
spinach - production
stone fruit, not identified separately - land use
stone fruit, not identified separately - yield
stone fruit, not identified separately - production
strawberries - production
strawberries - land use
strawberries - yield
string beans - land use
string beans - yield
string beans - production
ugar beet - land use
sugar beet - yield
sugar beet - production
sugar cane - land use
sugar cane - yield
sugar cane - production
sugar cane - seed



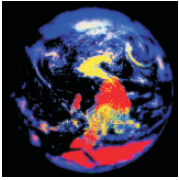
DSI's Global Environmental Database 2015

sugar crops, not identified separately - land use
sugar crops, not identified separately - yield
sugar crops, not identified separately - production
sunflower seed - seed
sunflower seed - land use
sunflower seed - yield
sunflower seed - production
sweet potatoes - land use
sweet potatoes - yield
sweet potatoes - production
sweet potatoes - seed
taro (cocoyam) - land use
taro (cocoyam) - yield
taro (cocoyam) - production
taro (cocoyam) - seed
tea - land use
tea - yield
tea - production
tobacco, unmanufactured - land use
tobacco, unmanufactured - yield
tobacco, unmanufactured - production
tomatoes - land use
tomatoes - yield
tomatoes - production
treenuts, total - land use
treenuts, total - yield
treenuts, total - production
treenuts, total - seed
triticale - land use
triticale - yield
triticale - production
triticale - seed
tung Nuts - land use
tung Nuts - yield
tung Nuts - production
vanilla - land use
vanilla - yield
vanilla - production
vegetables & melons, total - land use



DSI's Global Environmental Database 2015

- vegetables & melons, total - yield
- vegetables & melons, total - production
- vegetables & melons, total - seed
- vegetables fresh nes - production
- vegetables fresh nes - seed
- vegetables primary - land use
- vegetables primary - yield
- vegetables primary - production
- vegetables primary - seed
- vetches - seed
- vetches - land use
- vetches - yield
- vetches - production
- walnuts, with shell - land use
- walnuts, with shell - yield
- walnuts, with shell - production
- watermelons - land use
- watermelons - production
- watermelons - seed
- wheat - seed
- wheat - land use
- wheat - yield
- wheat - production
- yams - land use
- yams - yield
- yams - production
- yams - seed
- yautia (cocoyam) - land use
- yautia (cocoyam) - yield
- yautia (cocoyam) - production
- yautia (cocoyam) - seed
- farming
 - asses stocks
 - camels stocks
 - cattle stocks
 - cattle and buffaloes stocks
 - chickens stocks
 - goats stocks
 - horses stocks



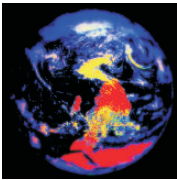
DSI's Global Environmental Database 2015

- mules stocks
- poultry stocks
- sheep stocks
- sheep and goats stocks
- beehives stocks
- buffaloes stocks
- ducks stocks
- geese and guinea fowls stocks
- pigs stocks
- turkeys stocks
- rabbits and hares stocks
- other camelids stocks
- other rodents stocks
- pigeons stocks

- fishery
 - global production (catches)
 - fishery products
 - total all fishing regions
 - inland waters total
 - aquaculture production
 - fishery products
 - total
 - freshwater
 - brackish water
 - seawater
- forestry
 - roundwood production - total
- biodiversity
 - animal species - threatened
 - plant species - threatened
 - total species - threatened

III. Mineral Resources

- estimated recoverable coal
- crude oil reserves
- natural gas reserves
- uranium reserves



DSI's Global Environmental Database 2015

uranium reserves - speculative

IV. Energy Consumption

- by sector

coal

- energy industries
- manufacturing industries and construction
- transport
- other
- total

gas

- energy industries
- manufacturing industries and construction
- transport
- other
- total

oil

- energy industries
- manufacturing industries and construction
- transport
- other
- total

charcoal

- energy industries
- manufacturing industries and construction
- transport
- other
- total

biomass, wood, waste

- manufacturing industries and construction
- other
- total

all fuels incl. biomass

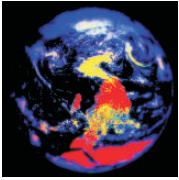
fossile fuels total

sectoral aggregation

total and total fossil

energy industries

manufacturing industries and construction



DSI's Global Environmental Database 2015

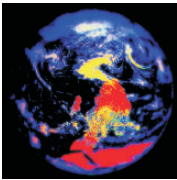
transport
other

V. Human Resources

- population
 - total population
 - urban population
 - rural population
 - population in urban areas
 - annual population growth rate
 - percentage of population aged 60+ years
 - total fertility rate
 - population density
 - female economically active population in agriculture
 - male economically active population in agriculture
 - total economically active population in agriculture
- education
 - net primary school enrollment - males
 - net primary school enrollment - females
- skills
 - adult literacy rate
 - illiterate population

VI. Social Conditions

- health
 - diseases
 - population affected by water related disease
 - HIV prevalence aged 15 to 49
 - tuberculosis - incidence
 - healthy life expectancy at birth
 - healthy life expectancy at birth - total population
 - healthy life expectancy at birth - males
 - healthy life expectancy at birth - females
 - life expectancy at birth
 - life expectancy at birth - total population
 - life expectancy at birth - males
 - life expectancy at birth - females



DSI's Global Environmental Database 2015

mortality

- children neonatale rate
- children birth up to age 1
- children < 5
- adult (males, females, total)
- maternal mortality

expenditure on health

- private expenditure on health
- general government expenditure on health
- external resources for health
- social security expenditure on health
- out-of-pocket expenditure on health
- prepaid plans
- total expenditure on health
- per capita government expenditure on health

- sanitation

- poverty

- total population
- rural population
- urban population

- losses/ natural disasters *)

- affected people
- killed people

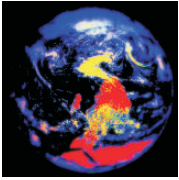
*) natural disasters := drought, earthquake/ seismic activity, epidemic, extreme temperature, flood, insect infestation, mass movement: dry and wet, volcanos, wild fire, storm

VII. Waste

- total amount of generated hazardous wastes
- total amount of generated other wastes
- movements of hazardous and other wastes - exports
- movements of hazardous and other Wastes - imports

VIII. Economic Core Indicators

- GDP
- production
- trade
- exchange rates



DSI's Global Environmental Database 2015

Methodologies for calculation of energy consumption

Introduction

The calculation of energy consumption is basing on a sectoral view by using the Tier 1 Sectoral Approach from the Revised 1996 IPCC (Intergovernmental Panel on Climate Change) Guidelines for National Greenhouse Gas Inventories.

Sectors:

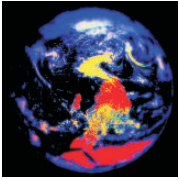
- Energy Sector (IPCC Source/Sink Category 1A1)
- Manufacturing and Construction Sector (IPCC Source/Sink Category 1A2)
- Transport Sector (IPCC Source/Sink Category 1A3)
- Other Sectors (IPCC Source/Sink Category 1A4)

Fuel categories:

- Fossile Fuels
 - Coal
 - Natural Gas
 - Oil
- Charcoal
- Biomass and Wastes

Recalculations

To make data more comparable all energy statistics are recalculated and expressed in Terra Joule (TJ) units. The underlying Net Calorific Values (NCV) are estimated by Kainou Kazunari (Kazunari, Kainou 2005: Revision of default Net Calorific Value, Carbon Content Factor and Carbon Oxidization Factor for various fuels in 2006 IPCC GHG Inventory Guideline) and might differ from the default values as listed in the 1996 IPCC guidelines.



DSI's Global Environmental Database 2015

Methodologies for calculation of greenhouse gas emissions

Introduction

Basing on the sectoral energy statistics, as calculated in this publication, the greenhouse gas emissions (CO₂, CH₄, N₂O, NO_x, CO, NOVOC) and the emission of sulphur dioxide (SO₂) are also determined by the Tier 1 Sectoral Approach from the Revised 1996 IPCC (Intergovernmental Panel on Climate Change) Guidelines for National Greenhouse Gas Inventories.

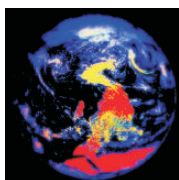
CO₂ Emissions

The Carbon Emission Factors (CEF) used here are estimated by Kainou Kazunari (Kazunari, Kainou 2005: Revision of default Net Calorific Value, Carbon Content Factor and Carbon Oxidization Factor for various fuels in 2006 IPCC GHG Inventory Guideline) and might differ from the default values as listed in the 1996 IPCC guidelines.

To harmonize the statistical results the CEF values shown there are used for all countries. Stored carbon is not specially calculated.

CH₄, N₂O, NO_x, CO, NOVOC, SO₂ Emissions

The emission factors could vary from the default values as shown in the Revised 1996 IPCC Guidelines: the sectors "Transport" and "Other Sectors" are calculated on one aggregated level with one emission factor per fuel category only.



DSI's Global Environmental Database 2015

Abbreviations

multiplication factors

10 ¹⁵	1 000 000 000 000 000	peta
10 ¹²	1 000 000 000 000	tera
10 ⁹	1 000 000 000	giga
10 ⁶	1 000 000	mega
10 ³	1 000	kilo
10 ⁻⁶	0,000001	microgram

units

t	metric tonne
k	kilogram
TJ	tera joule
TJ - net	tera joule - net calorific value
m ³	cubic metre
ha	hectar
hg	hectogram
°C	degree Celsius
yr	year
mm	millimetre
mio	million
%	percent
ODP	ozon depleting potential
ppm	parts per million
ug	microgram
kcal	kilocalorie

chemical compounds

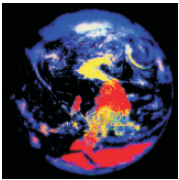
CFCs	chlorofluorocarbons
CH ₄	methane
CO	carbon monoxide
CO ₂	carbon dioxide
HCFCs	hydrochlorofluorocarbons
N ₂ O	nitrous oxide
NM VOC	non-methane volatile organic compound
NO _x	nitrogen oxides
SO ₂	sulphur dioxide

standard equivalents

1 TJ	23.885 tonnes of oil equivalent (toe)
1 t	1.1023 short tons
1 ha	10 000 m ² (square metres)
1 hg	0,1 kg

other

BOD	biochemical oxygene demand
PM 10	particular matter < 10ug



DSI's Global Environmental Database 2015

sources of the underlying data material or methodes

CRED	Centre for Research on the Epidemiology of Desasters
DSI	DSI Data Service & Information
EEA	European Environment Agency
EIA	Energy Information Administration
Eurostat	Statistical Office of the European Communities
FAO	Food and Agriculture Organization of the United Nations
IMF	International Monetary Fund
IPCC	Intergovernmental Panel on Climate Change
IUCN	International Union for the Conservation of Nature and Natural Resources
OECD	Organisation for Economic Co-operation and Development
UN	United Nations and its specialized agencies
WB	World Bank
WDCGG	World Data Centre for Greenhouse Gases
WDPA	World Database on Protected Areas - WDPA Consortium
WHO	World Health Organization